

LiberoLight Induction Holding Top, mono zone

ITEM # _____

MODEL # _____

NAME # _____

SIS # _____

AIA # _____


602401 (E3HDEEOS)

Plug-in Induction Holding Top, squared, mono zone, 300W

602402 (E3HDEEOSP)

Plug-in Induction Holding Top, squared, mono zone, 1000W

Short Form Specification

Item No. _____

Plug-in 1 phase induction holding top. Suitable for food holding, providing efficient warming. Sealed heavy duty glass-ceramic cooking surface, 4 mm in thickness. Glass touch control panel and digital LED display. Power levels setting, from 1 to 12. Sleek and customizable design with several color options for the corners and side panels. Interconnection option to link multiple units to a single power outlet. Automatic pan recognition and rapid heat transfer directly to the pan. Suitable for pots and pans with diameter from 120 mm to 300 mm. IP23 water protection. Cord and plug included.

Main Features

- Perfectly suited for holding food, providing efficient and consistent warming.
- Automatic pan detection to transfer power only when pan is present.
- Glass control panel with capacitive touches for intuitive operations and easy cleaning.
- Digital display with LED indicators for enhanced visibility.
- Power level settings from 1 to 12.
- Sleek design, harmonizing with any style and setting.
- Corners and side panels fully customizable with several color options.
- Interconnection option enables the use of a single electrical outlet for multiple products, linking them together.
- Plug in unit designed for table top installations.
- Self-diagnostics: an error code is displayed (Erxx) in case of dysfunction.
- Suitable for pot and pan with bottom diameter from 120 mm to 300mm.

Construction

- IP23 protection index.
- Cord and plug included.
- Sealed heavy duty glass-ceramic cooking surface, 4 mm in thickness.

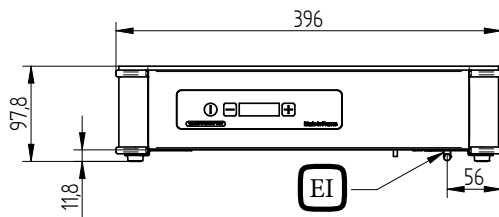
Sustainability



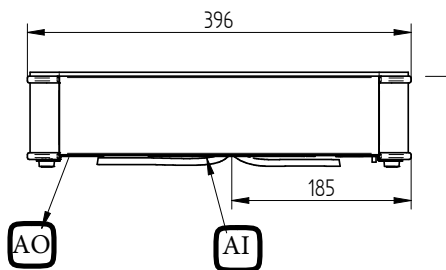
- This model is compliant with Swiss Energy Efficiency Ordinance (730.02).
- Rapid heat transfer directly to the pan, no heat is dispersed into the environment.

APPROVAL: _____

Front

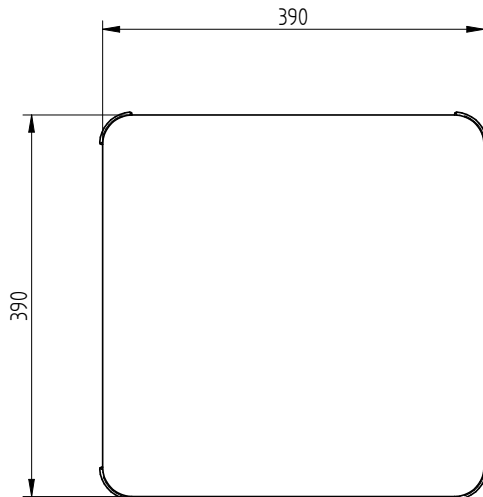


Side



EI = Electrical inlet (power)
 EO = Electrical Outlet

Top



Electric

Supply voltage:	220-240 V/1N ph/50/60 Hz
Total Watts:	
602401 (E3HDEEOS)	0.3 kW
602402 (E3HDEEOSP)	1 kW
Plug type:	CE-SCHUKO
Minimum Circuit Ampacity (MCA):	16A

Key Information:

External dimensions, Width:	390 mm
External dimensions, Depth:	390 mm
External dimensions, Height:	96.3 mm
Net weight:	5.5 kg